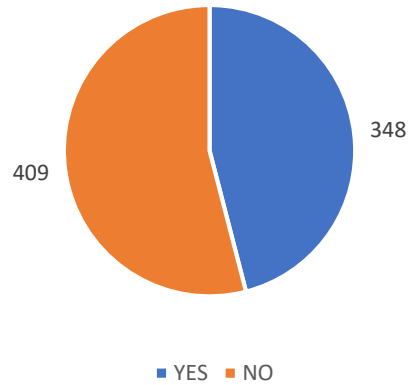


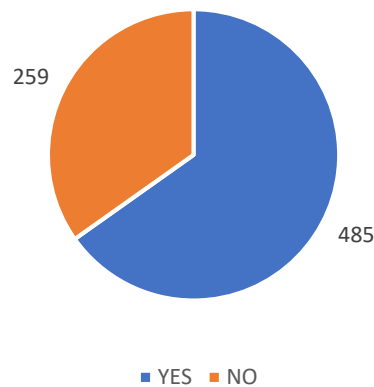
Stantonbury Neighbourhood Plan Survey Results 2017

930 responses received in total

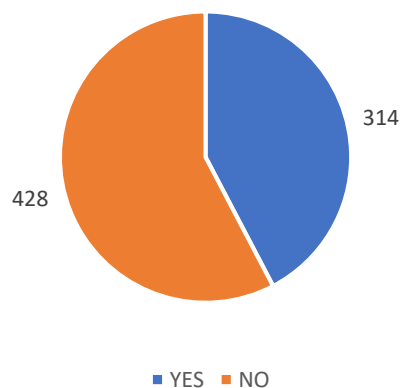
Q1. Do you consider the roads (grid/estate) to be of an acceptable standard?



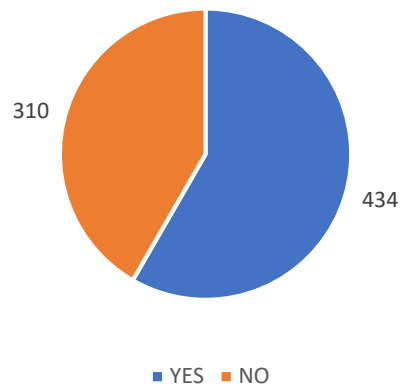
Q2. Do you consider the roads (grid/estate) to be safe?



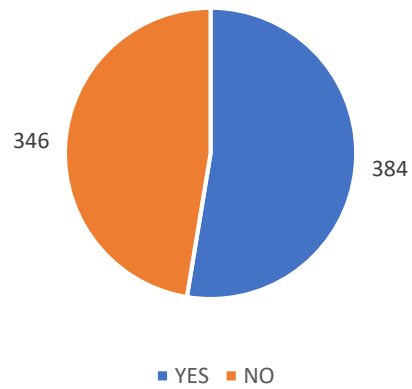
Q3. Do you feel the roads in our community are too congested?



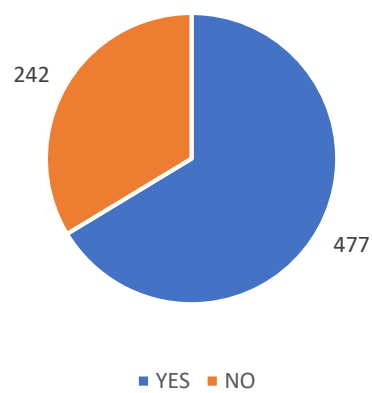
Q4. Do you consider the redways and footpaths to be of an acceptable standard?



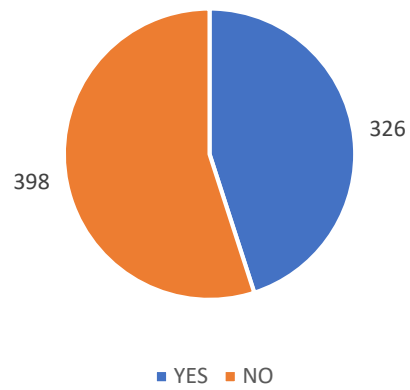
Q5. Do you consider the redways and footpaths to be safe?



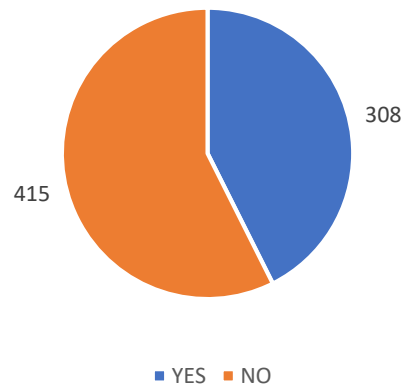
Q6. Do you feel there is sufficient public transport in our community?



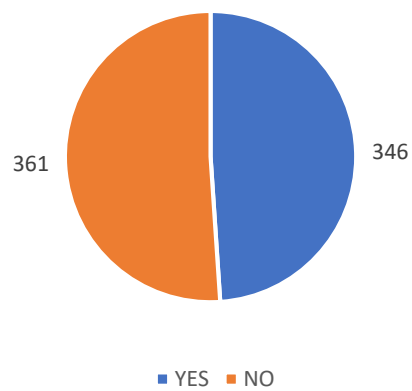
Q7. Do you think the underpasses within the parish are safe?



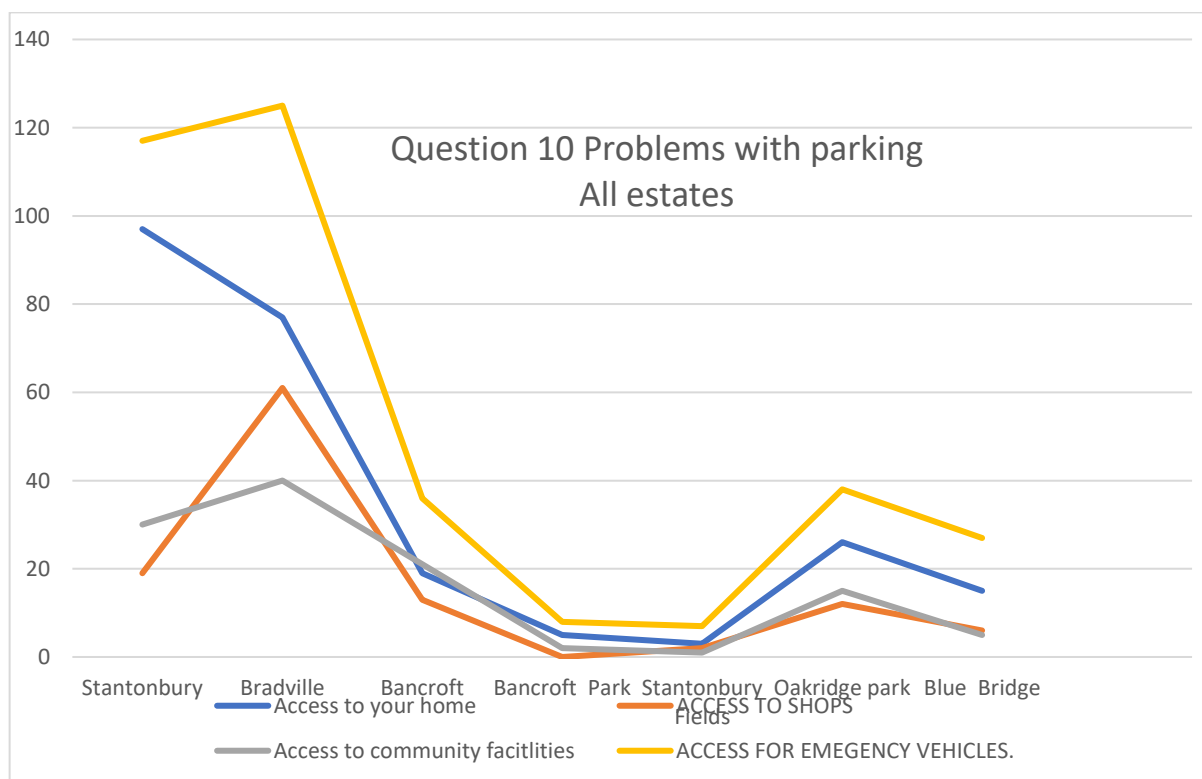
Q8. Do you think the underpasses are well maintained?



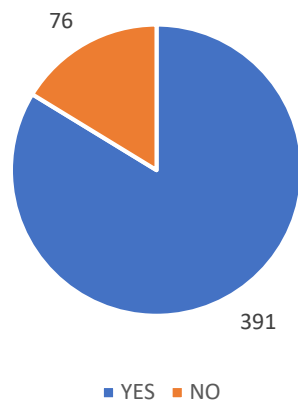
Q9. Do you feel there are enough areas to park within the parish?



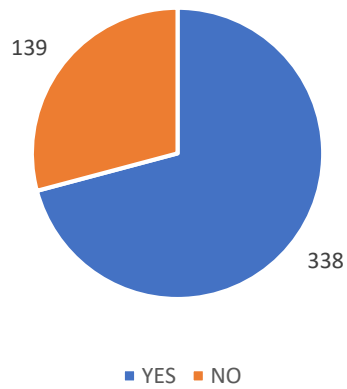
Q10					
	Problems with Parking	Access to your home	Access to shops	Access to community facilities	Access for emergency vehicles
Stantonbury	97	19	30	117	
Bradville	77	61	40	125	
Bancroft	19	13	21	36	
Bancroft Park	5	0	2	8	
Stantonbury Fields	3	2	1	7	
Oakridge park	26	12	15	38	
Blue Bridge	15	6	5	27	



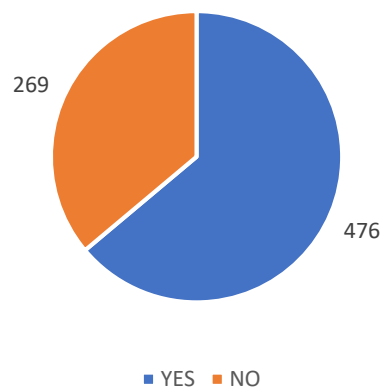
Q11. Would you welcome additional parking areas where feasible?



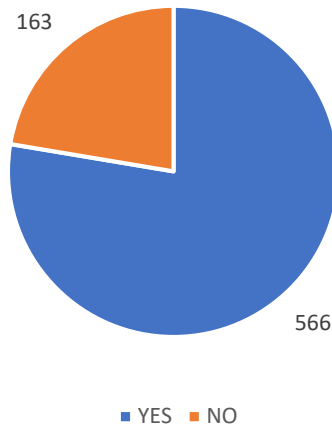
Q12. Would you welcome additional parking restrictions in certain location?



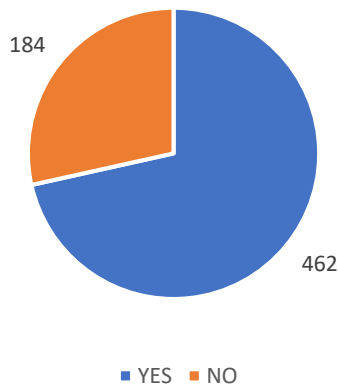
Q14. Do your local GP facilities meet your needs?



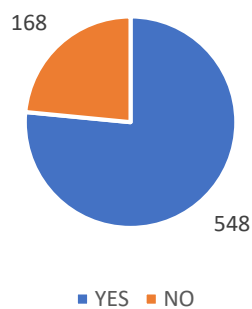
Q15. Do your dental facilities meet your needs?



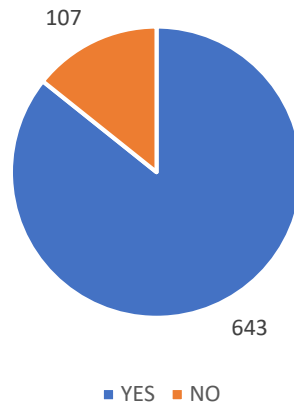
**Q16. Do other health facilities meet your needs?
Eg physiotherapy etc**



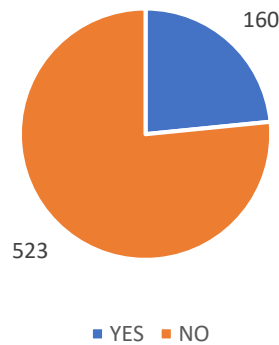
Q17. Would you access additional health services if they were provided in other local buildings eg schools. Community centres, childrens centres etc?



Q19. Do you feel your neighbourhood has a good mix of housing types and designs?



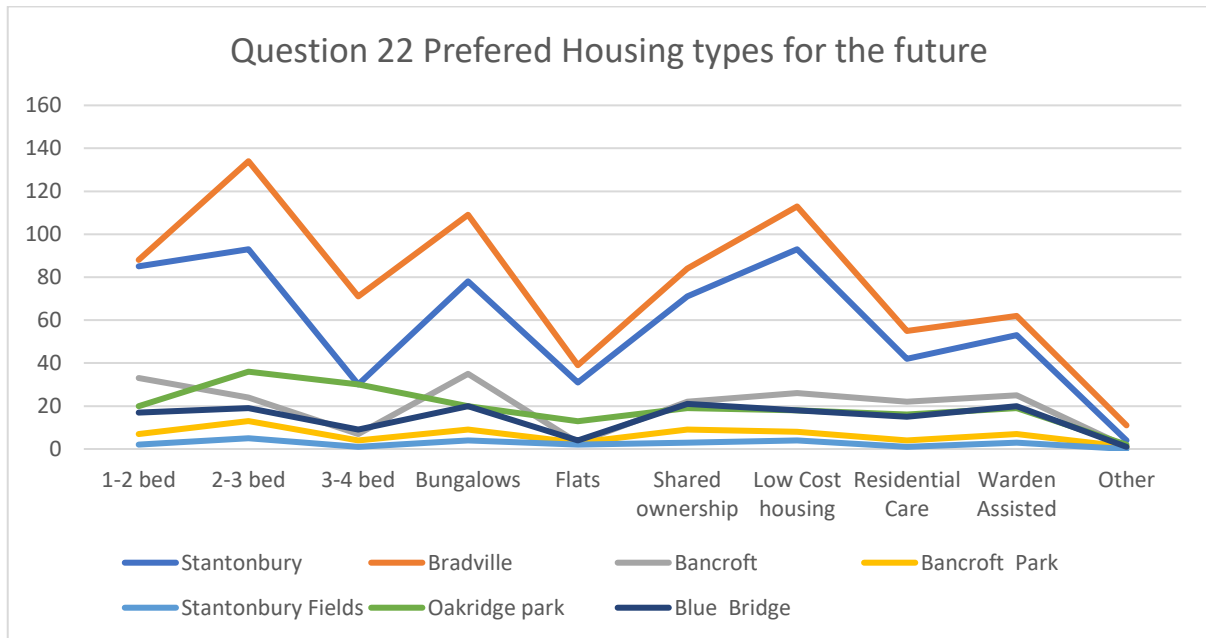
Q20. If they were in keeping, do you feel some areas could be developed for housing, If yes, please state where



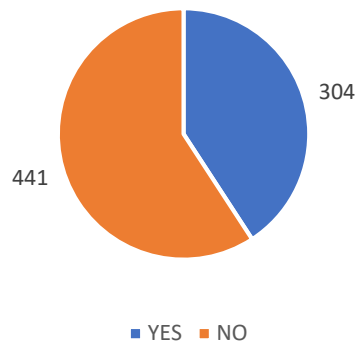
Q21

Type of development to accommodate new homes	1 or 2 dwellings, filling in gaps	Range of small-scale developments	Larger developments	A combination of these
Stantonbury	71	68	21	103
Bradville	77	61	40	125
Bancroft	25	24	2	17
Bancroft Park	7	11	0	6
Stantonbury Fields	3	5	0	4
Oakridge Park	27	20	7	22
Blue Bridge	10	16	2	16

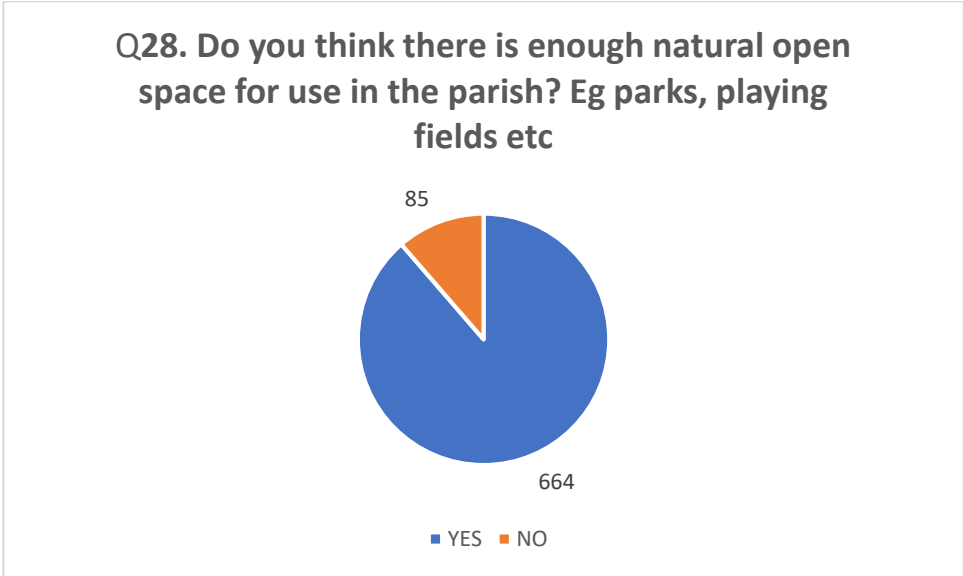
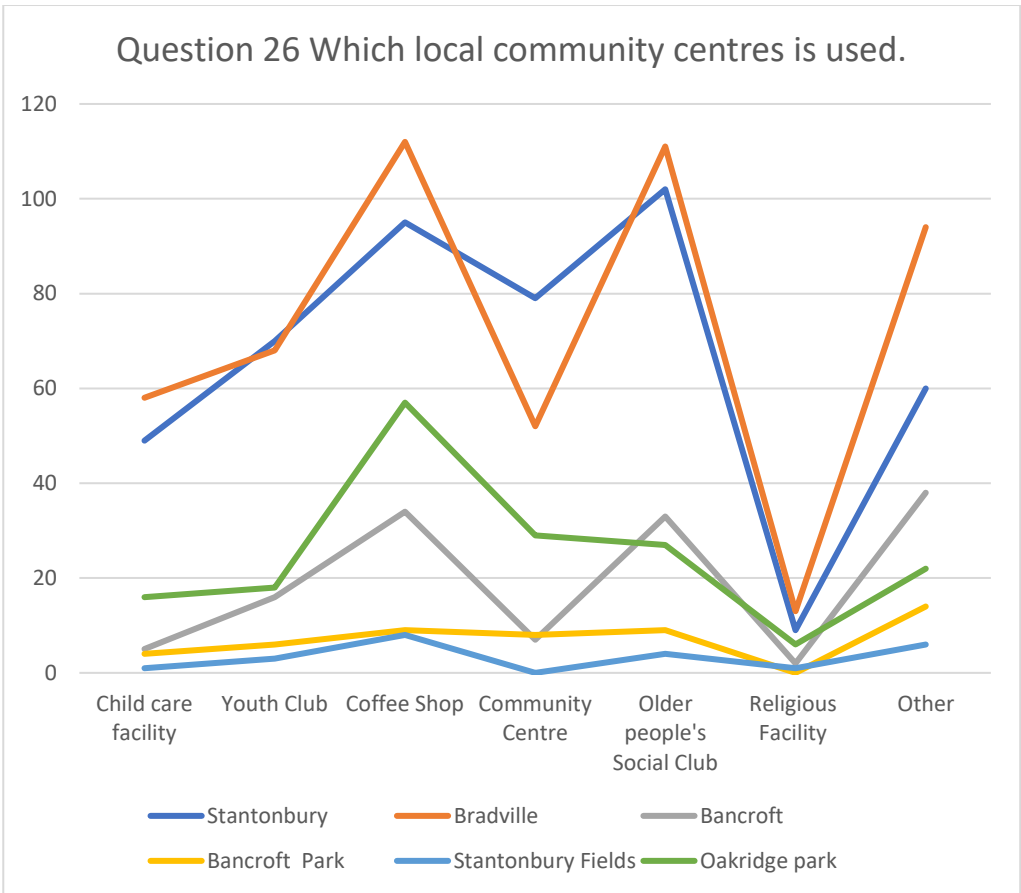
	Q22									
	1-2 bed	2-3 bed	3-4 bed	Bungalows	Flats	Shared ownership	Low Cost housing	Residential Care	Warden Assisted	Other
Stantonbury	85	93	30	78	31	71	93	42	53	4
Bradville	88	134	71	109	39	84	113	55	62	11
Bancroft	33	24	7	35	3	22	26	22	25	1
Bancroft Park	7	13	4	9	3	9	8	4	7	1
Stantonbury Fields	2	5	1	4	2	3	4	1	3	0
Oakridge park	20	36	30	20	13	19	18	16	19	2
Blue Bridge	17	19	9	20	4	21	18	15	20	1



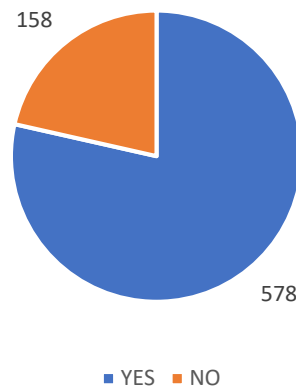
Q24. Do you use a local community centre, school, children's centre, leisure or other facility?



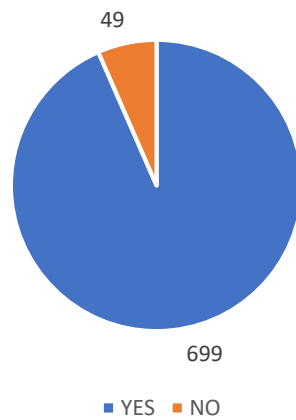
Question 26							
	Child care facility	Youth Club	Coffee Shop	Community Centre	Older people's Social Club	Religious Facility	Other
Stantonbury	49	70	95	79	102	9	60
Bradville	58	68	112	52	111	13	94
Bancroft	5	16	34	7	33	2	38
Bancroft Park	4	6	9	8	9	0	14
Stantonbury Fields	1	3	8	0	4	1	6
Oakridge park	16	18	57	29	27	6	22
Blue Bridge	18	18	25	15	21	5	25



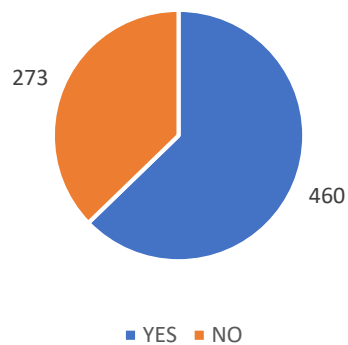
Q29. Do you think that the public open spaces are attractive?



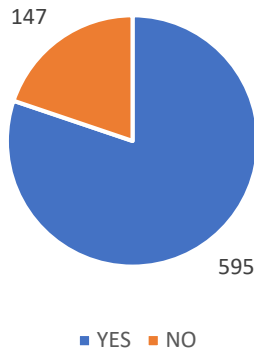
Q30. Are you able to easily access the natural open spaces?



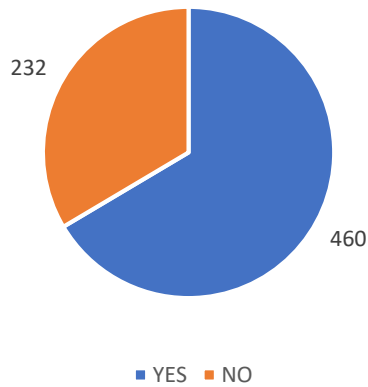
Q31. Do you feel we have sufficient facilities such as sports pavilions, community centres to enhance the use of open space?



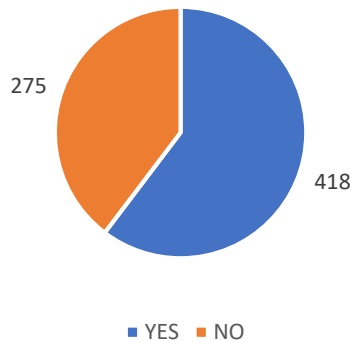
Q32. Do you feel that signposts to indicate locations for recreational areas would be beneficial?



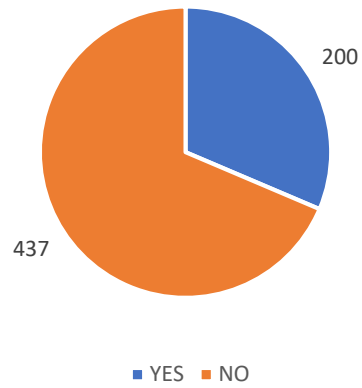
Q33. Do you feel the variety of play provision is adequate?



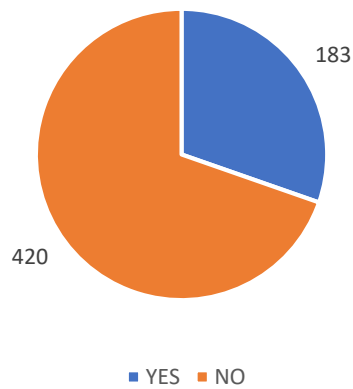
Q34. Would you support the removal of some small play areas if there was a larger, better equipped play area nearby?



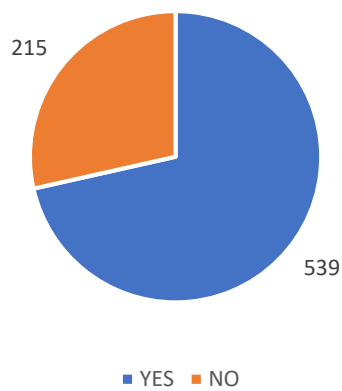
Q35. Are there other types of play spaces you would like to see in the parish?



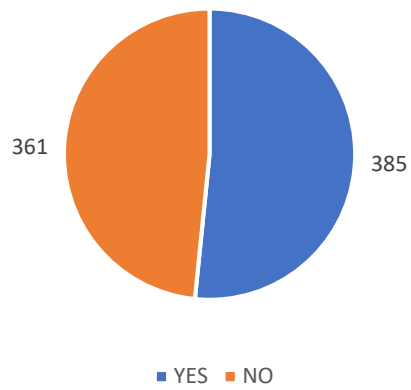
Q36. Are there other types of open space facilities that you would like in this parish?



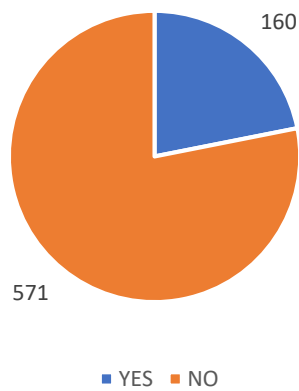
Q38. Do you consider litter to be a problem in the parish?



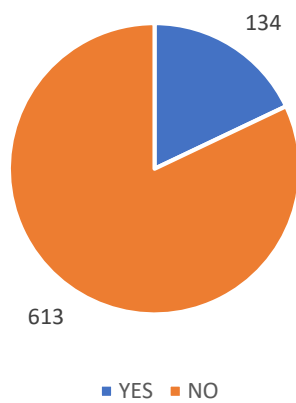
Q39. Do you consider fly-tipping to be a problem in the parish?



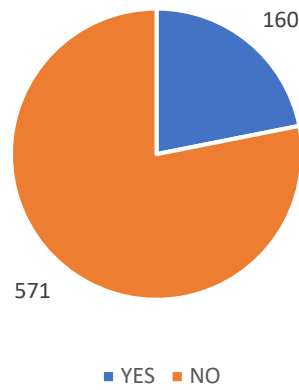
Q40. Are you concerned about traffic noise in the parish?



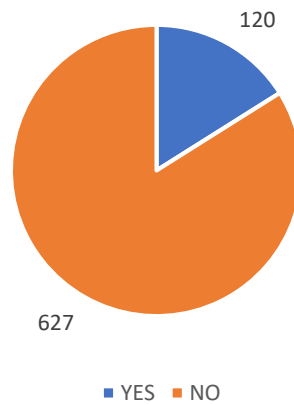
Q41. Are you concerned about light pollution in the parish?



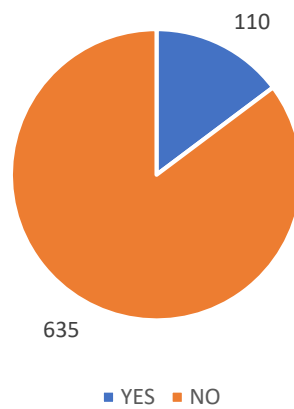
Q42. Are you concerned about air quality in the parish?



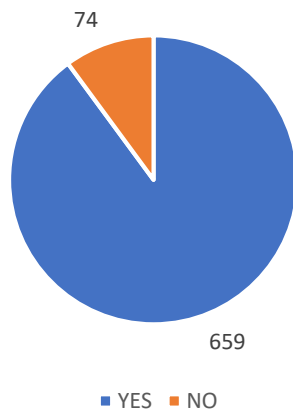
Q43. Are you concerned about water quality in the parish?



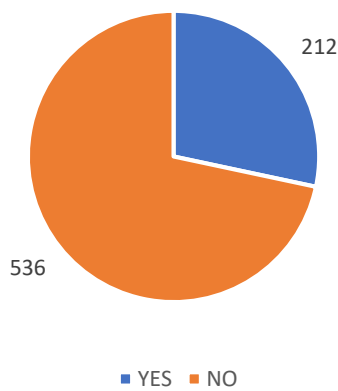
Q44. Are you concerned about noise (other than traffic noise) in the parish?



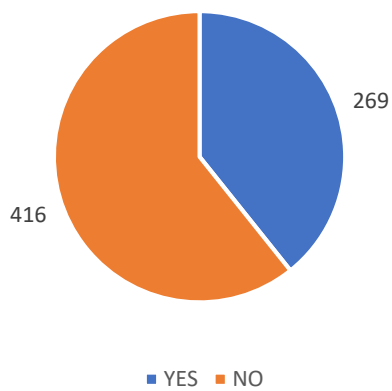
Q45. Would you support recycling resources in the parish?



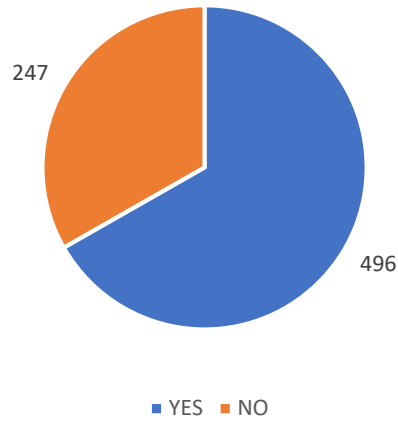
Q47. Do you feel at risk of crime in your own home?



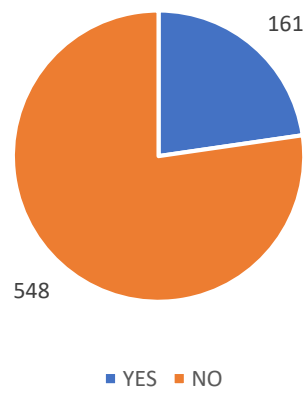
Q48. Do you feel at risk of crime at the local centres?



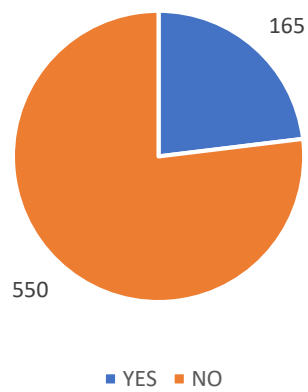
Q49. Are you concerned about burglary?



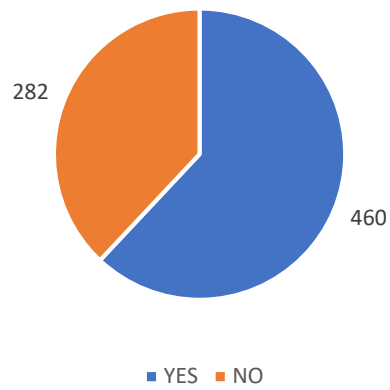
Q50. Do you feel at risk of crime around schools?



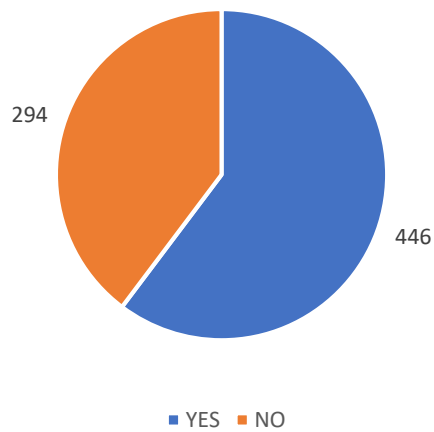
Q51. Do you feel at risk of crime at other community facilities?



Q52. Are you concerned about anti-social behaviour?



Q53. Are you concerned about vehicle crime?



Q54. Are you concerned about violent crime?

